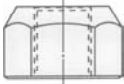
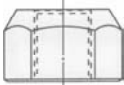
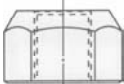
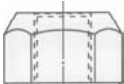


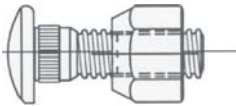
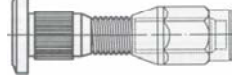
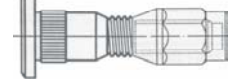

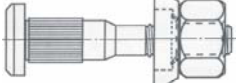
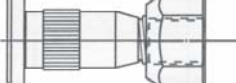


IMAGEM	CÓDIGO USISTAMP	CONVERSÃO CÓDIGO DE REFERÊNCIA	Nº ORIGINAL	VEÍCULO (APLICAÇÃO)	DESCRIÇÃO	QTDE MÍNIMA
	GM-0035	138L	372 9737 372 9739	D60 11000	PORCA RODA (ESQUERDA) 3/4" - 16 UNF - L CHAVE 1.1/2" (38 mm)	40
	GM-0036	127R	373 5550	D60 / D-11000 D-12000 D-13000	PORCA DO TUCHO - R (DIREITA) 1.1/8" - 16 UNF CHAVE 1.1/2" (38 mm)	40
	GM-0037	128L	373 5549	D60 / D-11000 D-12000 D-13000	PORCA DO TUCHO - L (ESQ.) 1.1/8" - 16 UNF CHAVE 1.1/2" (38 mm)	40
	GM-0037A	132R	1200 EXTRA	D60 / D-11000 D-12000 D-13000	PORCA DE RODA DO SUBSTITUTO DO TUCHO (DIREITA) 7/8" 14UNF - CH 1.1/2"	40
	GM-0037B	131L	1200 EXTRA	D60 / D-11000 D-12000 D-13000	PORCA DE RODA DO SUBSTITUTO DO TUCHO (ESQUERDA) 7/8" 14UNF - CH 1.1/2"	40
	GM-0038	140	9460 2616	OPALA CARAVAN CHEVETTE após 1980	PORCA RODA (ZINCADA) M 12 X 1,5 CHAVE 19 mm	50
	GM-0041	C136		A10 C10 D10	KIT RODA DIANTEIRA / TRASEIRA 7/16" X 1.5/16" CHAVE 3/4" (19 mm)	20
	GM-0042	C139D		D20	KIT RODA DIANTEIRA M 12 X 36 CHAVE 19 mm	20
	GM-0043	C342D		D20	KIT RODA TRASEIRA M 12 X 42 CHAVE 19 mm	20
	GM-0044	C343		D40	KIT RODA DIANTEIRA 9/16" X 2.11/64" (55 mm) CHAVE 7/8" (22 mm)	20
	GM-0045	C344		D40	KIT RODA TRASEIRA 9/16" X 3.3/16" (81 mm) CHAVE 7/8" (22mm)	20
	GM-0046	C68R		D60 / 11000 12000 13000	KIT RODA DIANTEIRA (DIREITA) - R 3/4" X 2.3/8" (60 mm) CHAVE 1.1/2" (38 mm)	20