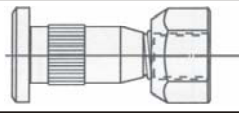
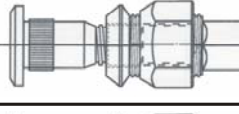
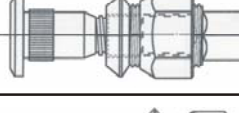
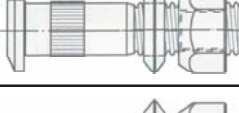
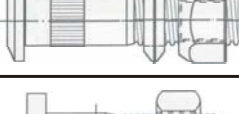




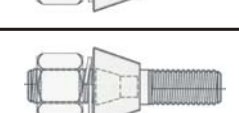
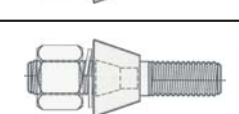



IMAGEM	CÓDIGO USISTAMP	CONVERSÃO CÓDIGO DE REFERÊNCIA	Nº ORIGINAL	VEÍCULO (APLICAÇÃO)	DESCRIÇÃO	QTDE MÍNIMA
	GM-0047	C67L		D60 / 11000 12000 13000	KIT RODA DIANTEIRA (ESQUERDA) - L 3/4" X 2.3/8" (60 mm) CHAVE 1.1/2" (38 mm)	20
	GM-0048	C04R		D60 / 11000 12000 13000	KIT RODA TRASEIRA C/ TUCHO (DIREITA) - R 3/4" X 2.7/8" (73 mm) CHAVE 1.1/2" (38 mm)	20
	GM-0049	C03L		D60 / 11000 12000 13000	KIT RODA TRASEIRA C/ TUCHO (ESQUERDA) - L 3/4" X 2.7/8" (73 mm) CHAVE 1.1/2" (38 mm)	20
	GM-0049A	C130R		D-60 / D-11000 D-12000 D-13000	KIT SUBSTITUTO DO TUCHO RODA TRASEIRA DIREITA 7/8" - 14F X 3.9/16" C/ PORCA E ARRUELA CH 1.1/2" (38 mm)	20
	GM-0049B	C129L		D-60 / D-11000 D-12000 D-13000	KIT SUBSTITUTO DO TUCHO RODA TRASEIRA ESQUERDA 7/8" - 14F X 3.9/16" C/ PORCA E ARRUELA CH 1.1/2" (38 mm)	20
	GM-0050	C703		D70	KIT RODA RAIADA TRASEIRA 5/8" X 2.1/8" (54 mm) CHAVE 1.1/16" (27 mm)	20
	GM-0051	C700		D70	KIT RODA RAIADA DIANTEIRA 1/2" X 2 1/4" CHAVE 7/8" (22 mm)	20
	GM-0052	C300		C 60 / D 60 D 11000 12000 / 13000	CONJUNTO PRISIONEIRO 1/2" X 1/2" x 2 1/2"	20
	GM-0053	C301		C 60 D 60	CONJUNTO PRISIONEIRO 7/16" X 7/16" X 2 1/2"	20
	GM-0054	C302		D70	CONJUNTO PRISIONEIRO 7/16" X 1/2" X 2 1/2"	20
	GM-0055	C303		DIVERSOS	CONJUNTO PRISIONEIRO 1/2" X 9/16" X 2 1/2"	20
	GM-0056	C304		DIVERSOS	CONJUNTO PRISIONEIRO 9/16" X 9/16" X 2 1/2"	20