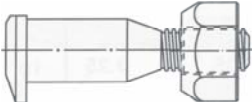
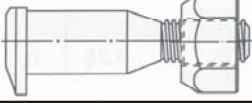
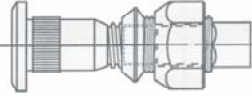
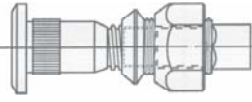
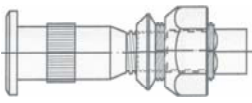
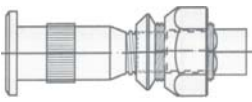
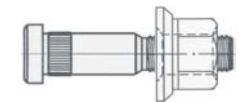
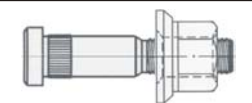
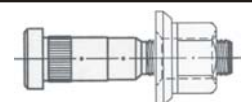
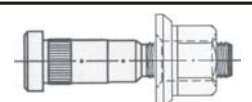
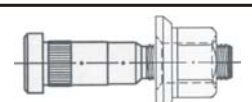
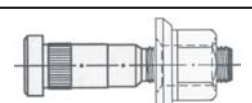


IMAGEM	CÓDIGO USISTAMP	CONVERSÃO CÓDIGO DE REFERÊNCIA	Nº ORIGINAL	VEÍCULO (APLICAÇÃO)	DESCRIÇÃO	QTDE MÍNIMA
	FR-0069	C144R		F600 F7000 F11000	KIT RODA DIANTEIRA (DIREITA) 3/4" X 2.1/2" R CHAVE 1.1/2" (38 mm)	20
	FR-0070	C145L		F600 F7000 F11000	KIT RODA DIANTEIRA (ESQUERDA) 3/4" X 2.1/2" L CHAVE 1.1/2" (38 mm)	20
	FR-0071	C147R		F600 F7000 F11000	KIT RODA TRASEIRA (DIREITA) 3/4" X 2.11/16" C/ TUCHO E PORCA 1.1/8" CHAVE 1.1/2" (38 mm)	20
	FR-0072	C146L		F600 F7000 F11000	KIT RODA TRASEIRA (ESQUERDA) 3/4" X 2.11/16" C/ TUCHO E PORCA 1.1/8" CHAVE 1.1/2" (38 mm)	20
	FR-0073	C150R		F350 / F750 F19000	KIT RODA TRASEIRA (DIREITA) 3/4" X 3.1/2" C/ TUCHO E PORCA 1.1/8" CHAVE 1.1/2" (38 mm)	20
	FR-0074	C151L		F350 / F750 F19000	KIT RODA TRASEIRA (ESQUERDA) 3/4" X 3.1/2" C/ TUCHO E PORCA 1.1/8" CHAVE 1.1/2" (38 mm)	20
	FR-0075	C183		CARGO 12140H 16210 / 16220	KIT RODA DIANTEIRA M 20 X 92 C/ PORCA OSCILANTE CHAVE 30 mm	20
	FR-0076	C184		CARGO 12140H 16210 / 16220	KIT RODA TRASEIRA M 20 X 90 C/ PORCA OSCILANTE CHAVE 30 mm	20
	FR-0077	C181		CARGO 1313 ao 2217	KIT RODA DIANTEIRA M 22 X 88 C/ PORCA OSCILANTE CHAVE 33 mm	20
	FR-0078	C182		CARGO 1313 ao 2217	KIT RODA TRASEIRA M 22 X 95 C/ PORCA OSCILANTE CHAVE 33 mm	20
	FR-0079	C227		F14000 HD	KIT RODA DIANTEIRA M 22 X 91 C/ PORCA OSCILANTE CHAVE 33 mm	20
	FR-0080	C226		F14000 HD	KIT RODA TRASEIRA M 22 X 97,5 C/ PORCA OSCILANTE CHAVE 33 mm	20